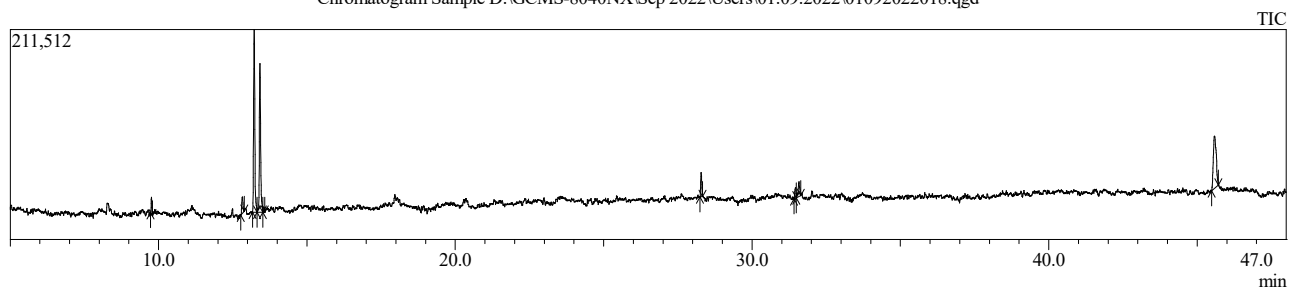


TNAU

Sample Information

Analyzed by : Admin
 Analyzed : 02-Sep-22 8:31:15 AM
 Sample Type : Unknown
 Level # : 1
 Sample Name : Sample
 Sample ID : 6-2
 IS Amount : [1]=1
 Sample Amount : 1
 Dilution Factor : 1
 Vial # : 7
 Injection Volume : 2.00
 Data File : D:\GCMS-8040NX\Sep 2022\Users\01.09.2022\01092022018.qgd
 Org Data File : D:\GCMS-8040NX\Sep 2022\Users\01.09.2022\01092022018.qgd
 Method File : D:\GCMS-8040NX\Sep 2022\Method\Scan_methodfile.qgm
 Org Method File : D:\GCMS-8040NX\Sep 2022\Method\Scan_methodfile.qgm
 Report File :
 Tuning File : D:\GCMS-8040NX\Aug 2022\Tuning Data\TUNING 25082022.qgt
 Modified by : Admin
 Modified : 05-Sep-22 11:03:40 AM

Chromatogram Sample D:\GCMS-8040NX\Sep 2022\Users\01.09.2022\01092022018.qgd



Peak Report TIC

Peak#	R.Time	Area	Area%	Height	Height%	A/H	Similarity	Name
1	9.762	28229	1.80	17197	3.62	1.64	93	Pentasiloxane, dodecamethyl-
2	12.824	49265	3.14	16680	3.51	2.95	70	2,5-Cyclohexadiene-1,4-dione, dioxime
3	13.223	525038	33.48	183910	38.74	2.85	54	Methyl cis-13,16-Docosadienate
4	13.417	447679	28.54	150131	31.62	2.98	54	Methyl cis-13,16-Docosadienate
5	13.565	16825	1.07	4477	0.94	3.76	16	5-Oxoproline-2TMS
6	28.285	56503	3.60	24232	5.10	2.33	95	n-Hexadecanoic acid
7	31.466	28954	1.85	10690	2.25	2.71	92	10E,12Z-Octadecadienoic acid
8	31.582	57043	3.64	14922	3.14	3.82	89	9-Octadecenoic acid
9	45.590	358906	22.88	52548	11.07	6.83	91	Diosgenin
		1568442	100.00	474787	100.00			

Library

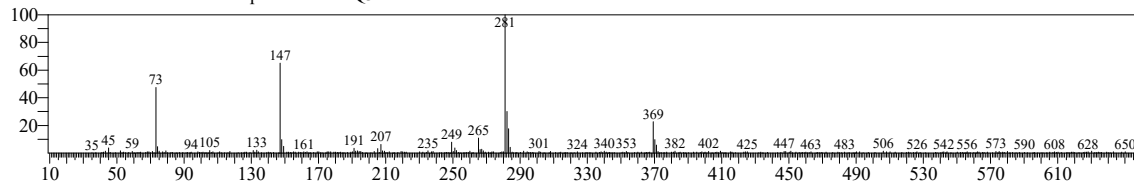
TNAU

<< Target >>

Line#:1 R.Time:9.760(Scan#:953) MassPeaks:391

RawMode:Averaged 9.755-9.765(952-954) BasePeak:281.05(3284)

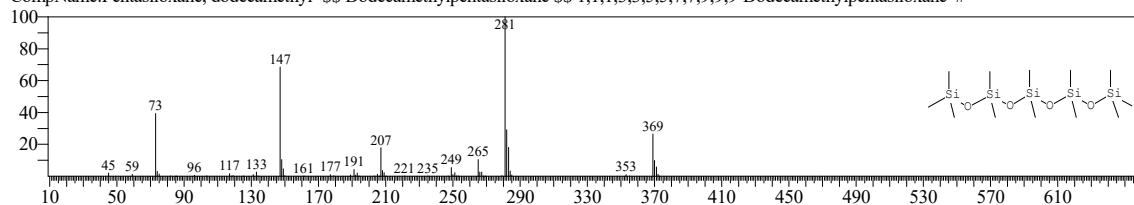
BG Mode:Calc. from Peak Group 1 - Event 1 Q3 Scan



Hit#:1 Entry:40975 Library:NIST20R.lib

SI:93 Formula:C₁₂H₃₆O₄Si₅ CAS:141-63-9 MolWeight:384 RetIndex:1068

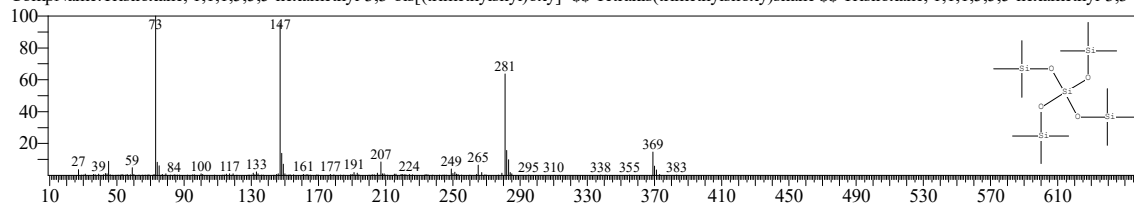
CompName:Pentasiloxane, dodecamethyl- \$\$ Dodecamethylpentasiloxane \$\$ 1,1,1,3,3,5,5,7,7,9,9-Dodecamethylpentasiloxane #



Hit#:2 Entry:249272 Library:NIST20M1.lib

SI:83 Formula:C₁₂H₃₆O₄Si₅ CAS:3555-47-3 MolWeight:384 RetIndex:1068

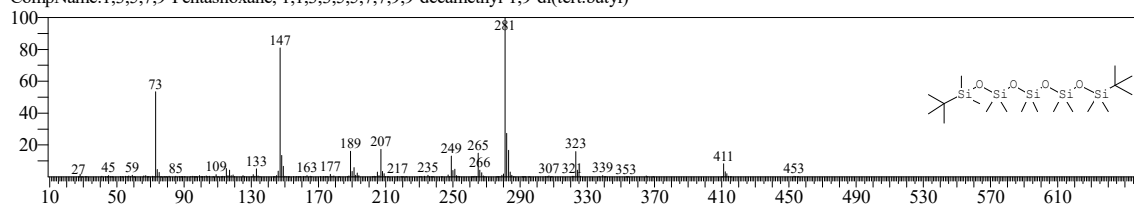
CompName:Trisiloxane, 1,1,1,5,5,5-hexamethyl-3,3-bis[(trimethylsilyl)oxy]- \$\$ Tetrakis(trimethylsiloxy)silane \$\$ Trisiloxane, 1,1,1,5,5,5-hexamethyl-3,3-b



Hit#:3 Entry:27848 Library:NIST20M2.lib

SI:79 Formula:C₁₈H₄₈O₄Si₅ CAS:0-00-0 MolWeight:468 RetIndex:1495

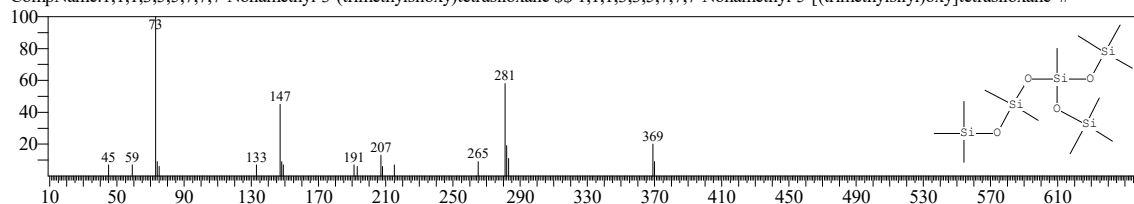
CompName:1,3,5,7,9-Pentasiloxane, 1,1,3,3,5,5,7,7,9,9-decamethyl-1,9-di(tert.butyl)-



Hit#:4 Entry:249271 Library:NIST20M1.lib

SI:79 Formula:C₁₂H₃₆O₄Si₅ CAS:38146-99-5 MolWeight:384 RetIndex:1068

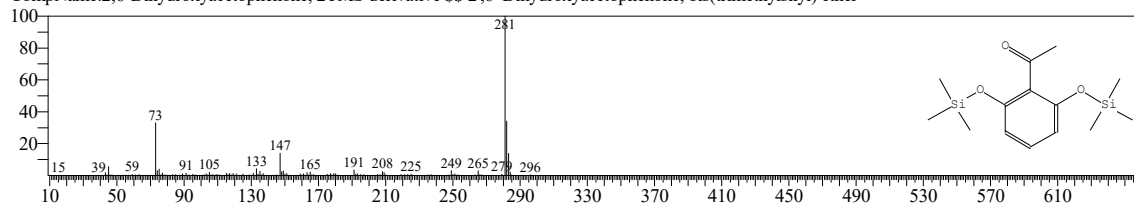
CompName:1,1,1,3,5,5,7,7,7-Nonamethyl-3-(trimethylsiloxy)tetrasiloxane \$\$ 1,1,1,3,3,5,5,7,7,7-Nonamethyl-5-[(trimethylsilyl)oxy]tetrasiloxane #



Hit#:5 Entry:158097 Library:NIST20M1.lib

SI:76 Formula:C₁₄H₂₄O₃Si₂ CAS:0-00-0 MolWeight:296 RetIndex:1625

CompName:2,6-Dihydroxyacetophenone, 2TMS derivative \$\$ 2',6'-Dihydroxyacetophenone, bis(trimethylsilyl) ether



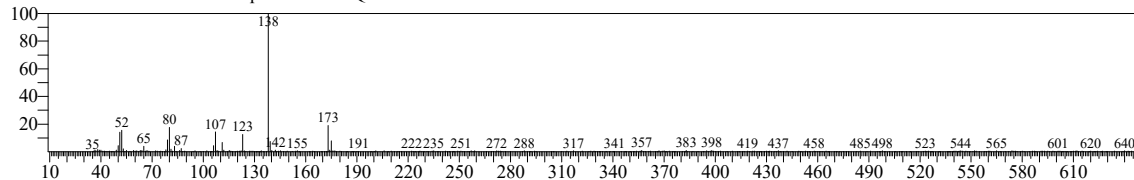
TNAU

<< Target >>

Line# 2 R.Time:12.825(Scan#:1566) MassPeaks:367

RawMode:Averaged 12.820-12.830(1565-1567) BasePeak:138.05(5093)

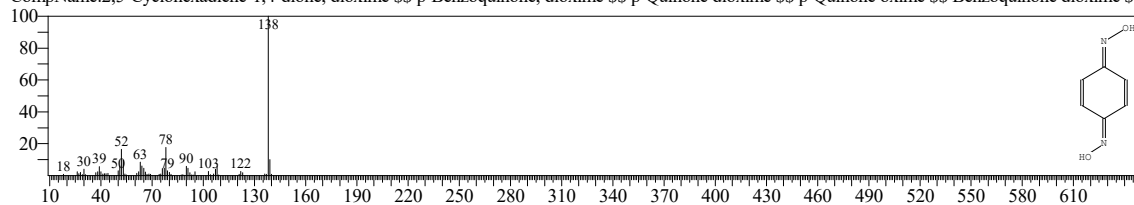
BG Mode:Calc. from Peak Group 1 - Event 1 Q3 Scan



Hit#:1 Entry:8360 Library:NIST20R.lib

SI:70 Formula:C6H6N2O2 CAS:105-11-3 MolWeight:138 RetIndex:1349

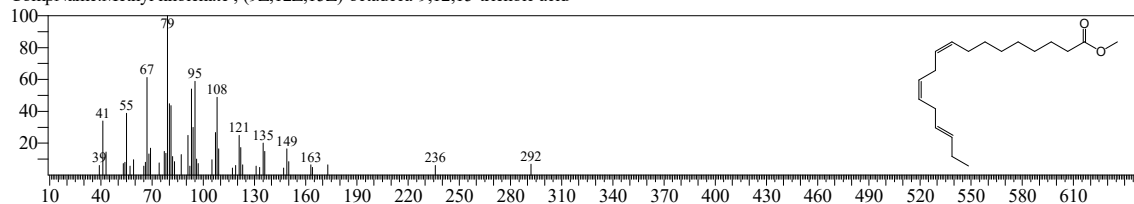
CompName:2,5-Cyclohexadiene-1,4-dione, dioxime \$\$ p-Benzoquinone, dioxime \$\$ p-Quinone dioxime \$\$ p-Quinone oxime \$\$ Benzoquinone dioxime \$\$



Hit#:2 Entry:25 Library:FA_ME_SP2560_EI_V3.lib

SI:28 Formula:C19H32O2 CAS:463-40-1 MolWeight:292 RetIndex:2892

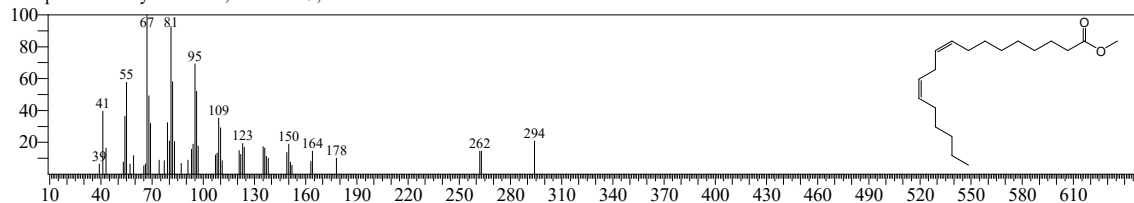
CompName:Methyl linolenate ; (9Z,12Z,15Z)-octadeca-9,12,15-trienoic acid



Hit#:3 Entry:21 Library:FA_ME_SP2560_EI_V3.lib

SI:27 Formula:C19H34O2 CAS:60-33-3 MolWeight:294 RetIndex:2775

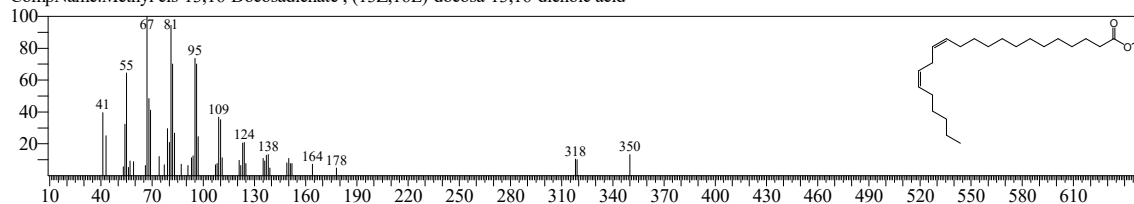
CompName:Methyl linoleate ; Octadeca-9,12-dienoic acid



Hit#:4 Entry:34 Library:FA_ME_SP2560_EI_V3.lib

SI:27 Formula:C23H42O2 CAS:7370-49-2 MolWeight:350 RetIndex:3169

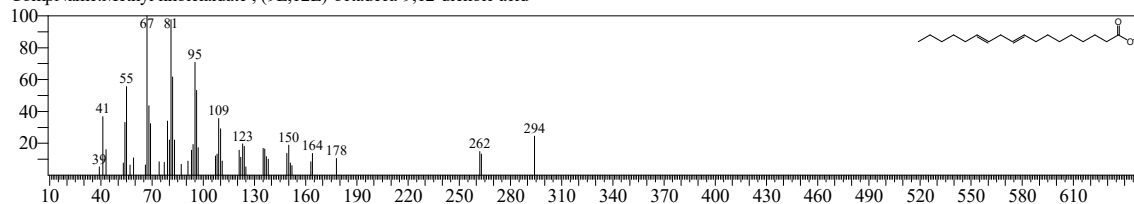
CompName:Methyl cis-13,16-Docosadienate ; (13Z,16E)-docosa-13,16-dienoic acid



Hit#:5 Entry:20 Library:FA_ME_SP2560_EI_V3.lib

SI:27 Formula:C19H34O2 CAS:506-21-8 MolWeight:294 RetIndex:2727

CompName:Methyl linolelaidate ; (9E,12E)-octadeca-9,12-dienoic acid



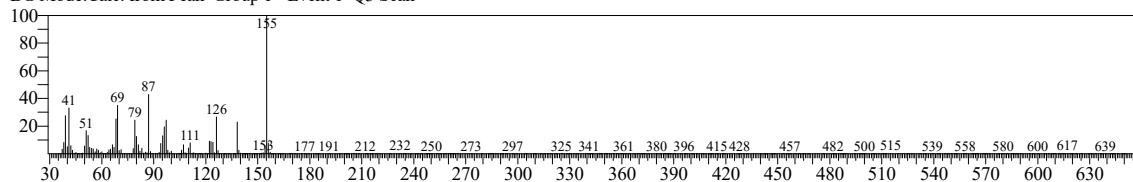
TNAU

<< Target >>

Line#3 R.Time:13.220(Scan#:1645) MassPeaks:336

RawMode:Averaged 13.215-13.225(1644-1646) BasePeak:155.05(28666)

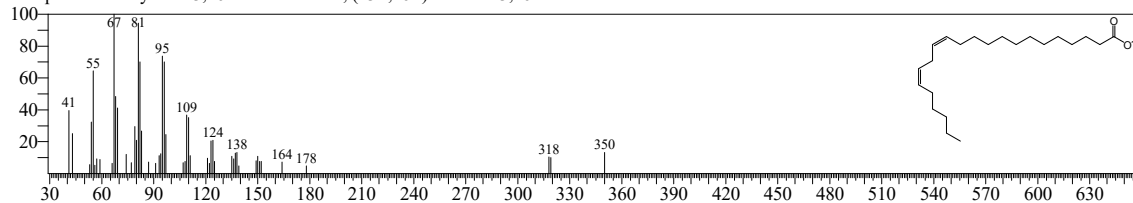
BG Mode:Calc. from Peak Group 1 - Event 1 Q3 Scan



Hit#1 Entry:34 Library:FA_ME_SP2560_EI_V3.lib

SI:54 Formula:C23H42O2 CAS:7370-49-2 MolWeight:350 RetIndex:3169

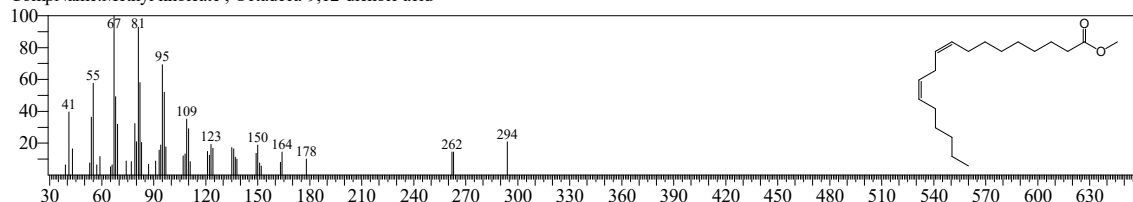
CompName:Methyl cis-13,16-Docosadienate ; (13Z,16E)-docosa-13,16-dienoic acid



Hit#2 Entry:21 Library:FA_ME_SP2560_EI_V3.lib

SI:52 Formula:C19H34O2 CAS:60-33-3 MolWeight:294 RetIndex:2775

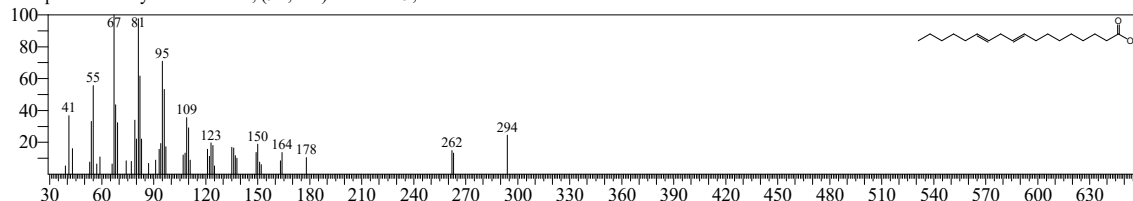
CompName:Methyl linoleate ; Octadeca-9,12-dienoic acid



Hit#3 Entry:20 Library:FA_ME_SP2560_EI_V3.lib

SI:52 Formula:C19H34O2 CAS:506-21-8 MolWeight:294 RetIndex:2727

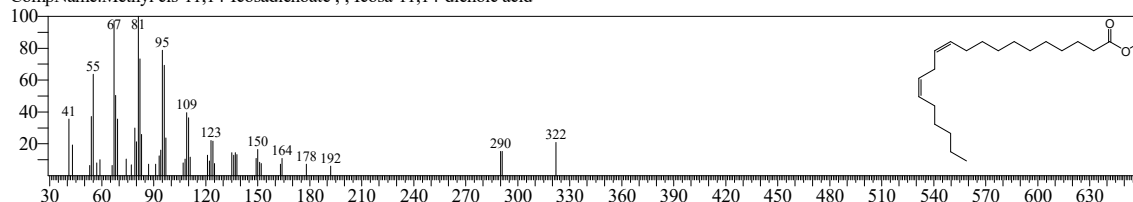
CompName:Methyl linolelaidate ; (9E,12E)-octadeca-9,12-dienoic acid



Hit#4 Entry:27 Library:FA_ME_SP2560_EI_V3.lib

SI:52 Formula:C21H38O2 CAS:2091-39-6 MolWeight:322 RetIndex:2973

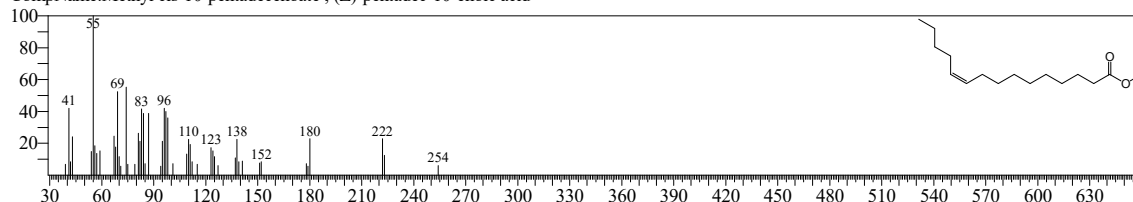
CompName:Methyl cis-11,14-Icosadienoate ; Icosa-11,14-dienoic acid



Hit#5 Entry:11 Library:FA_ME_SP2560_EI_V3.lib

SI:52 Formula:C16H30O2 CAS:84743-29-3 MolWeight:254 RetIndex:2388

CompName:Methyl cis-10-pentadecenoate ; (Z)-pentadec-10-enoic acid



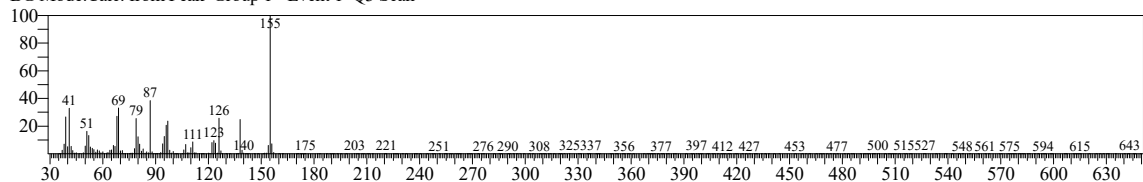
TNAU

<< Target >>

Line#:4 R.Time:13.415(Scan#:1684) MassPeaks:330

RawMode:Averaged 13.410-13.420(1683-1685) BasePeak:155.05(23276)

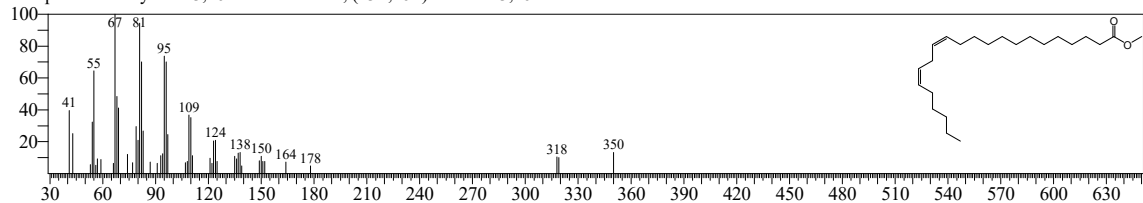
BG Mode:Calc. from Peak Group 1 - Event 1 Q3 Scan



Hit#:1 Entry:34 Library:FA_ME_SP2560_EI_V3.lib

SI:54 Formula:C23H42O2 CAS:7370-49-2 MolWeight:350 RetIndex:3169

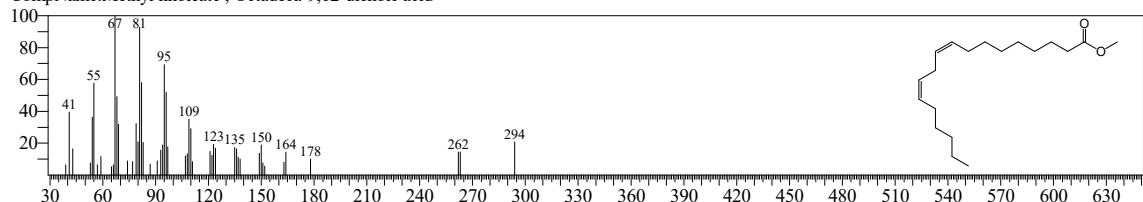
CompName:Methyl cis-13,16-Docosadienate ; (13Z,16E)-docosa-13,16-dienoic acid



Hit#:2 Entry:21 Library:FA_ME_SP2560_EI_V3.lib

SI:53 Formula:C19H34O2 CAS:60-33-3 MolWeight:294 RetIndex:2775

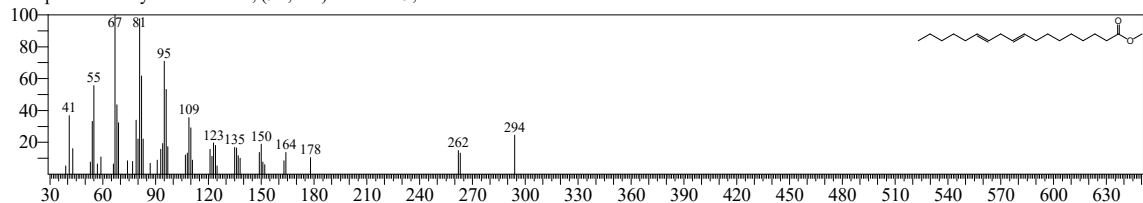
CompName:Methyl linoleate ; Octadeca-9,12-dienoic acid



Hit#:3 Entry:20 Library:FA_ME_SP2560_EI_V3.lib

SI:52 Formula:C19H34O2 CAS:506-21-8 MolWeight:294 RetIndex:2727

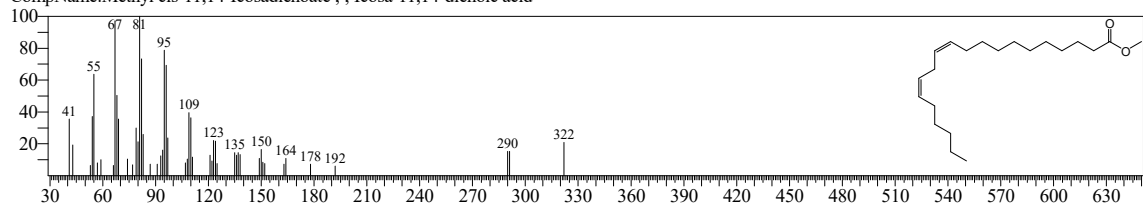
CompName:Methyl linolelaidate ; (9E,12E)-octadeca-9,12-dienoic acid



Hit#:4 Entry:27 Library:FA_ME_SP2560_EI_V3.lib

SI:52 Formula:C21H38O2 CAS:2091-39-6 MolWeight:322 RetIndex:2973

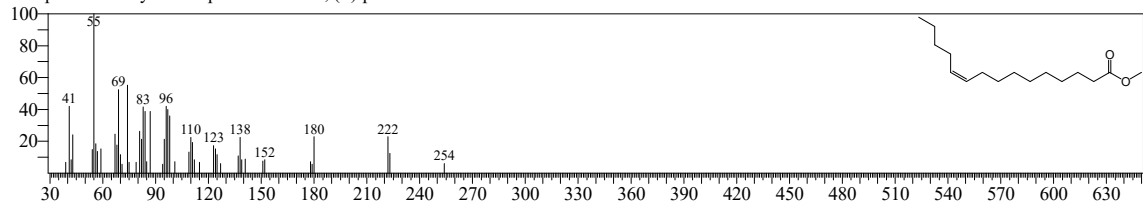
CompName:Methyl cis-11,14-Icosadienoate ; Icosa-11,14-dienoic acid



Hit#:5 Entry:11 Library:FA_ME_SP2560_EI_V3.lib

SI:52 Formula:C16H30O2 CAS:84743-29-3 MolWeight:254 RetIndex:2388

CompName:Methyl cis-10-pentadecenoate ; (Z)-pentadec-10-enoic acid



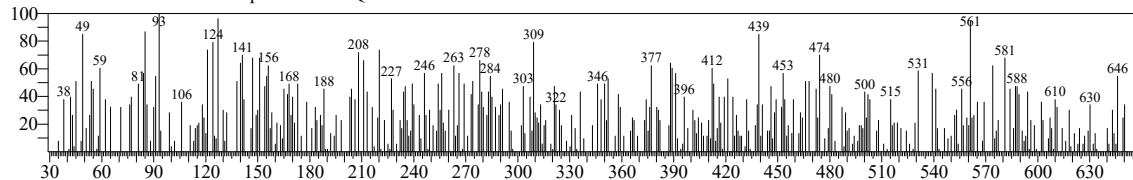
TNAU

<< Target >>

Line#:5 R.Time:13.565(Scan#:1714) MassPeaks:366

RawMode:Averaged 13.560-13.570(1713-1715) BasePeak:93.00(53)

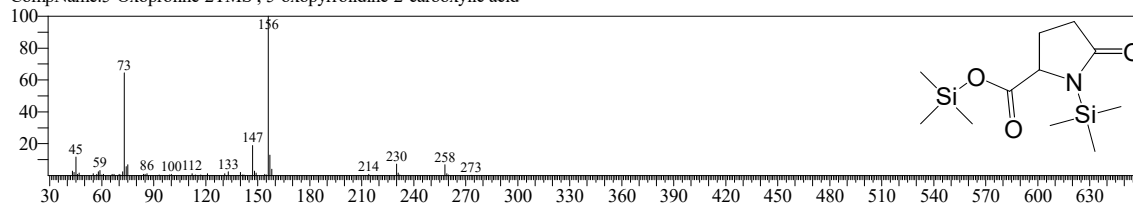
BG Mode:Calc. from Peak Group 1 - Event 1 Q3 Scan



Hit#:1 Entry:162 Library:OA_TMS_DB5_67min_V3.lib

SI:16 Formula:C₁₁H₂₃NO₃Si₂ CAS:98-79-3 MolWeight:273 RetIndex:1534

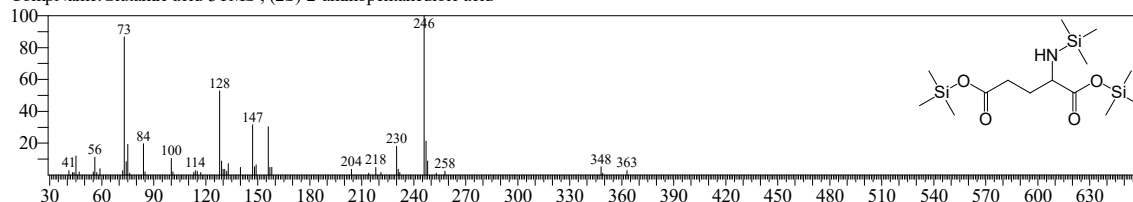
CompName:5-Oxoproline-2TMS ; 5-oxopyrrolidine-2-carboxylic acid



Hit#:2 Entry:208 Library:OA_TMS_DB5_67min_V3.lib

SI:14 Formula:C₁₄H₃₃NO₄Si₃ CAS:56-86-0 MolWeight:363 RetIndex:1628

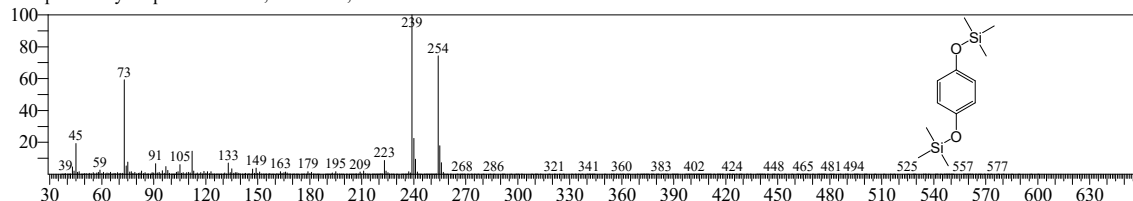
CompName:Glutamic acid-3TMS ; (2S)-2-aminopentanedioic acid



Hit#:3 Entry:116 Library:OA_TMS_DB5_67min_V3.lib

SI:14 Formula:C₁₂H₂₂O₂Si₂ CAS:123-31-9 MolWeight:254 RetIndex:1408

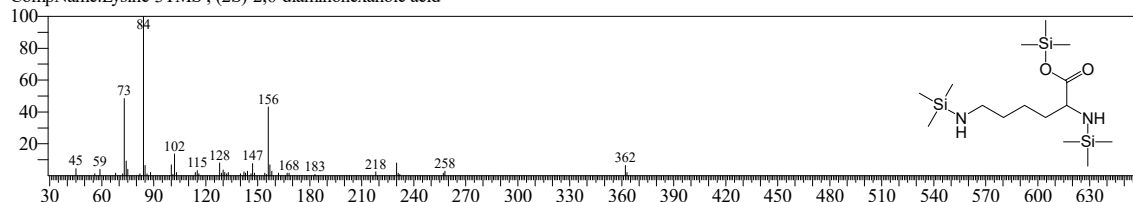
CompName:Hydroquinone-2TMS ; benzene-1,4-diol



Hit#:4 Entry:260 Library:OA_TMS_DB5_67min_V3.lib

SI:13 Formula:C₁₅H₃₈N₂O₂Si₃ CAS:56-87-1 MolWeight:362 RetIndex:1717

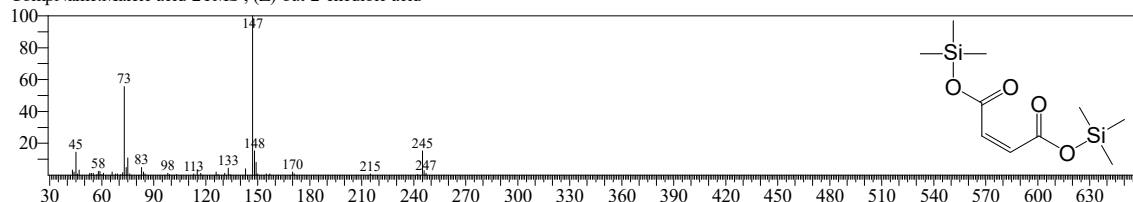
CompName:Lysine-3TMS ; (2S)-2,6-diaminohexanoic acid



Hit#:5 Entry:90 Library:OA_TMS_DB5_67min_V3.lib

SI:13 Formula:C₁₀H₂₀O₄Si₂ CAS:110-16-7 MolWeight:260 RetIndex:1306

CompName:Maleic acid-2TMS ; (Z)-but-2-enedioic acid



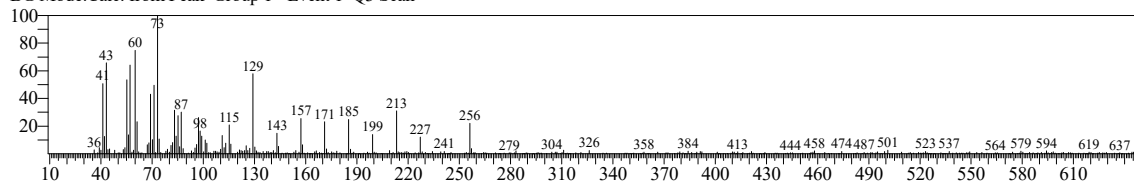
TNAU

<< Target >>

Line#6 R.Time:28.285(Scan#:4658) MassPeaks:352

RawMode:Averaged 28.280-28.290(4657-4659) BasePeak:73.05(1979)

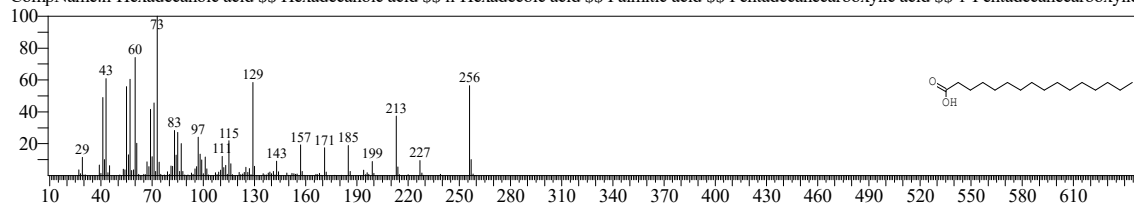
BG Mode:Calc. from Peak Group 1 - Event 1 Q3 Scan



Hit#1 Entry:31600 Library:NIST20R.lib

SI:95 Formula:C16H32O2 CAS:57-10-3 MolWeight:256 RetIndex:1968

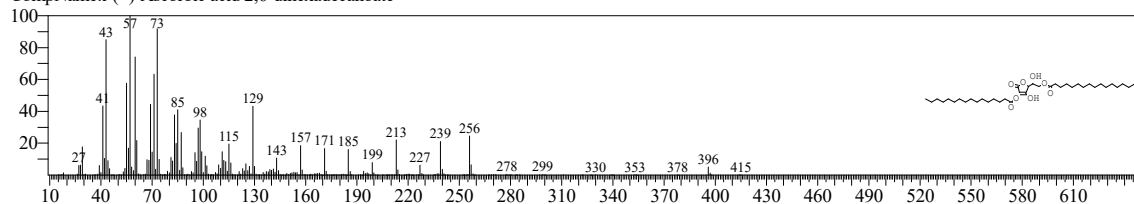
CompName:n-Hexadecanoic acid \$ Hexadecanoic acid \$ n-Hexadecic acid \$ Palmitic acid \$ Pentadecanecarboxylic acid \$ 1-Pentadecanecarboxylic



Hit#2 Entry:44286 Library:NIST20M2.lib

SI:91 Formula:C38H68O8 CAS:28474-90-0 MolWeight:652 RetIndex:4765

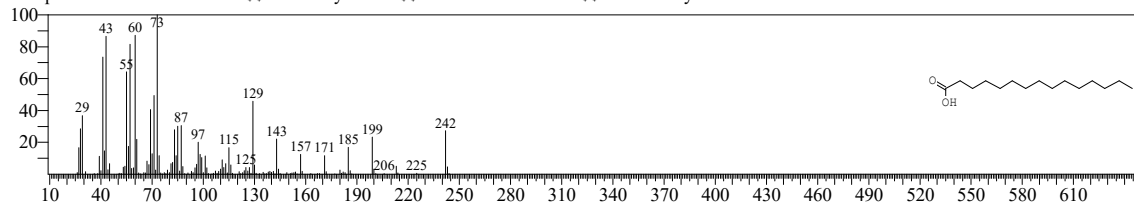
CompName:L-(+)-Ascorbic acid 2,6-dihexadecanoate



Hit#3 Entry:29890 Library:NIST20R.lib

SI:90 Formula:C15H30O2 CAS:1002-84-2 MolWeight:242 RetIndex:1869

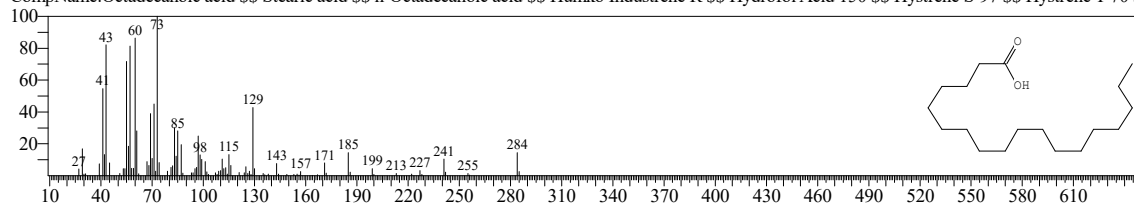
CompName:Pentadecanoic acid \$ Pentadecylic acid \$ n-Pentadecanoic acid \$ n-Pentadecylic acid



Hit#4 Entry:144781 Library:NIST20M1.lib

SI:88 Formula:C18H36O2 CAS:57-11-4 MolWeight:284 RetIndex:2167

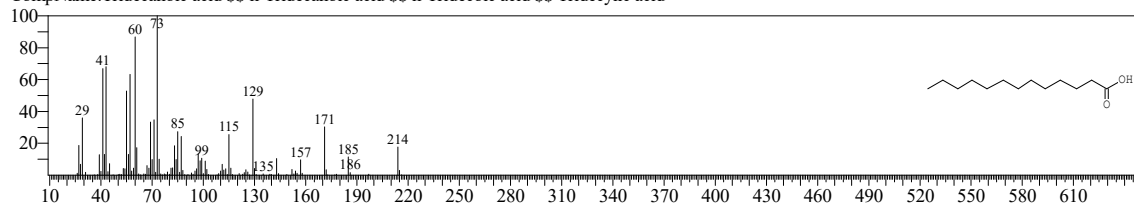
CompName:Octadecanoic acid \$ Stearic acid \$ n-Octadecanoic acid \$ Humko Industrane R \$ Hydrofol Acid 150 \$ Hystrene S-97 \$ Hystrene T-70 \$



Hit#5 Entry:25643 Library:NIST20R.lib

SI:88 Formula:C13H26O2 CAS:638-53-9 MolWeight:214 RetIndex:1670

CompName:Tridecanoic acid \$ n-Tridecanoic acid \$ n-Tridecoic acid \$ Tridecylic acid



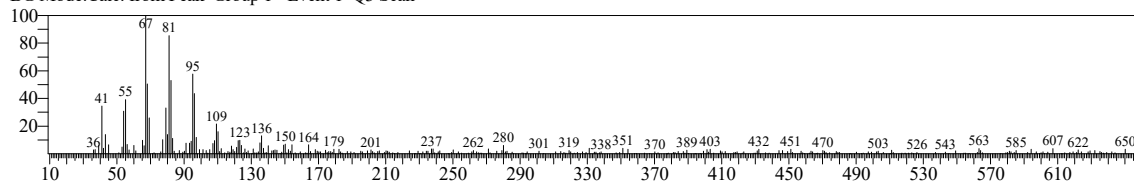
TNAU

<< Target >>

Line#:7 R.Time:31.465(Scan#:5294) MassPeaks:300

RawMode:Averaged 31.460-31.470(5293-5295) BasePeak:67.05(1088)

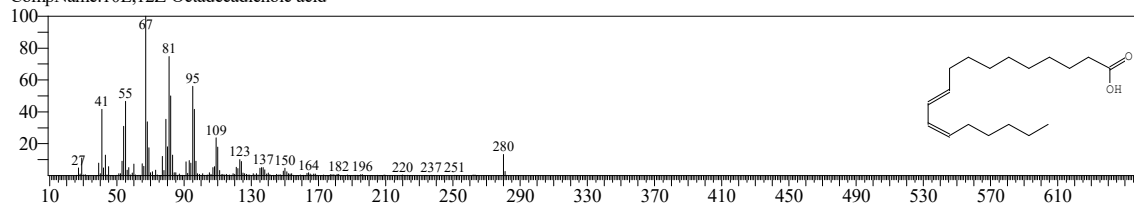
BG Mode:Calc. from Peak Group 1 - Event 1 Q3 Scan



Hit#:1 Entry:139646 Library:NIST20M1.lib

SI:92 Formula:C18H32O2 CAS:2420-56-6 MolWeight:280 RetIndex:2183

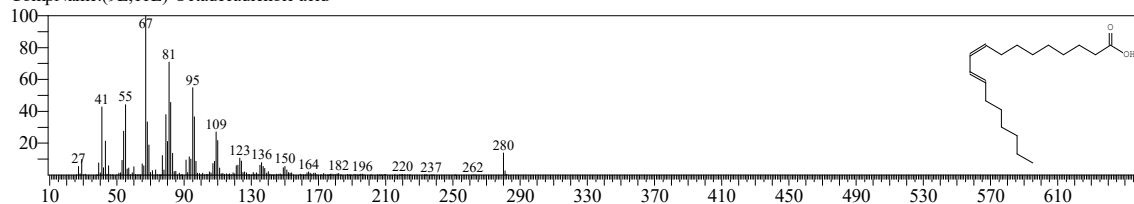
CompName:10E,12Z-Octadecadienoic acid



Hit#:2 Entry:139651 Library:NIST20M1.lib

SI:91 Formula:C18H32O2 CAS:544-71-8 MolWeight:280 RetIndex:2183

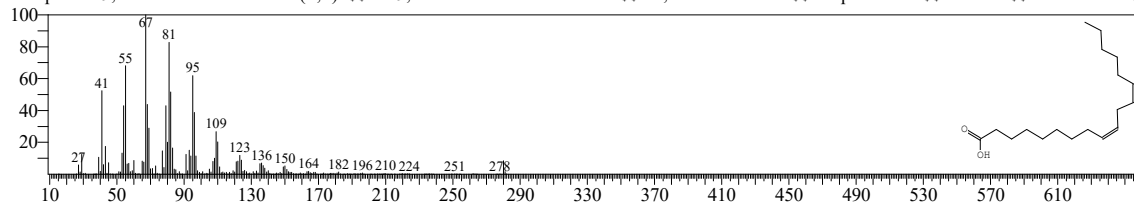
CompName:(9E,11E)-Octadecadienoic acid



Hit#:3 Entry:34035 Library:NIST20R.lib

SI:91 Formula:C18H32O2 CAS:60-33-3 MolWeight:280 RetIndex:2183

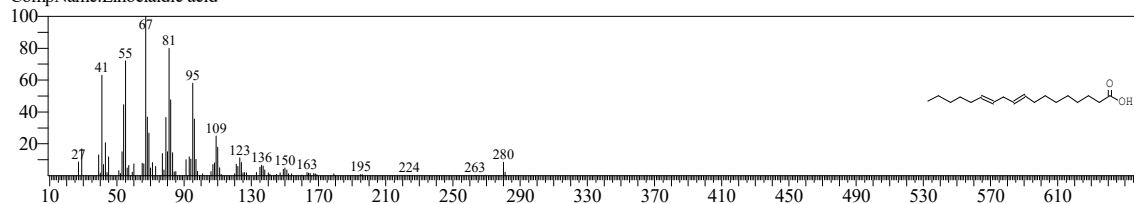
CompName:9,12-Octadecadienoic acid (Z,Z)- \$\$ cis-9,cis-12-Octadecadienoic acid \$\$ cis,cis-Linoleic acid \$\$ Grape seed oil \$\$ Linoleic acid \$



Hit#:4 Entry:139661 Library:NIST20M1.lib

SI:90 Formula:C18H32O2 CAS:506-21-8 MolWeight:280 RetIndex:2183

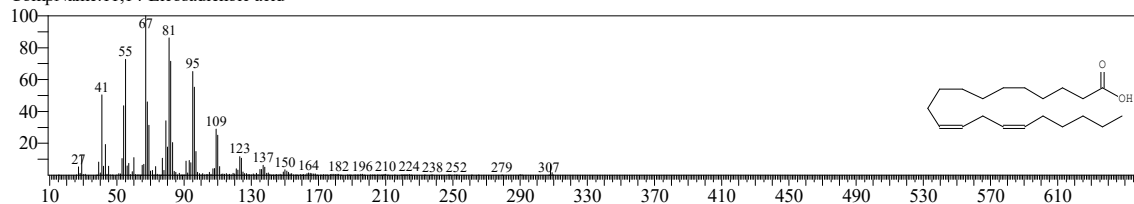
CompName:Linoelaidic acid



Hit#:5 Entry:173215 Library:NIST20M1.lib

SI:89 Formula:C20H36O2 CAS:2091-39-6 MolWeight:308 RetIndex:2382

CompName:11,14-Eicosadienoic acid



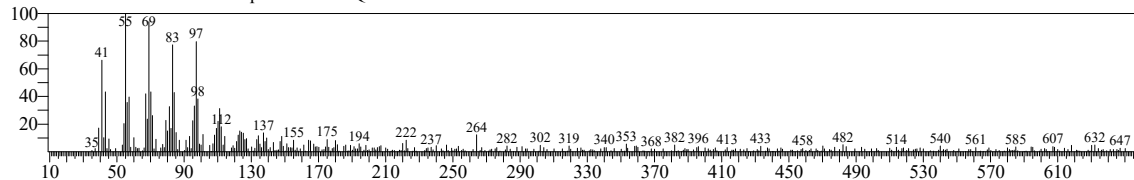
TNAU

<< Target >>

Line#8 R.Time:31.580(Scan#:5317) MassPeaks:381

RawMode:Averaged 31.575-31.585(5316-5318) BasePeak:55.10(788)

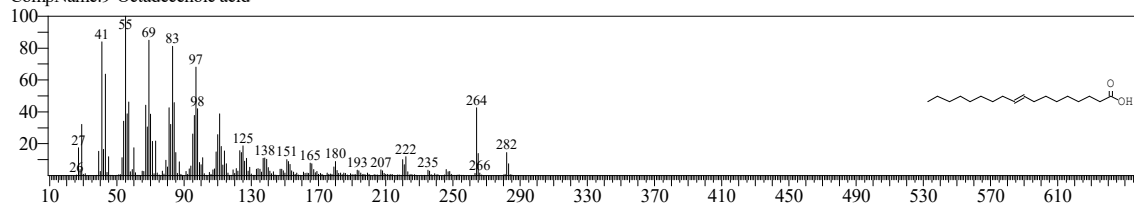
BG Mode:Calc. from Peak Group 1 - Event 1 Q3 Scan



Hit#1 Entry:142172 Library:NIST20M1.lib

SI:89 Formula:C18H34O2 CAS:2027-47-6 MolWeight:282 RetIndex:2175

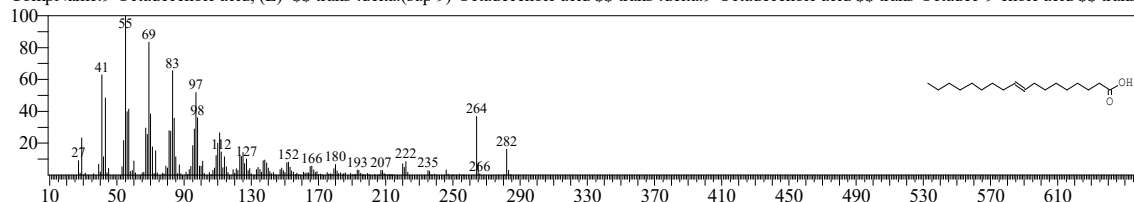
CompName:9-Octadecenoic acid



Hit#2 Entry:34243 Library:NIST20R.lib

SI:89 Formula:C18H34O2 CAS:112-79-8 MolWeight:282 RetIndex:2175

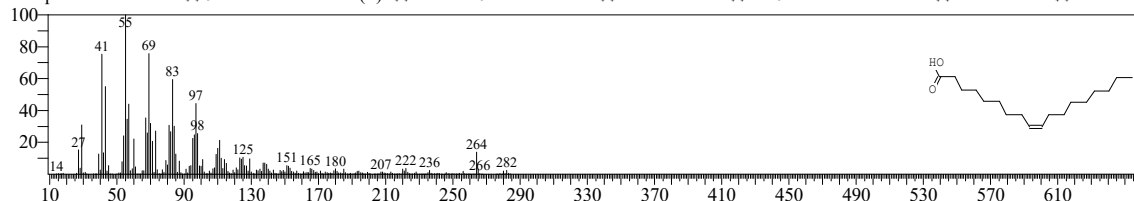
CompName:9-Octadecenoic acid, (E)- \$\$ trans-.delta.(sup 9)-Octadecenoic acid \$\$ trans-.delta.9-Octadecenoic acid \$\$ trans-Octadec-9-enoic acid \$\$ trans-



Hit#3 Entry:34244 Library:NIST20R.lib

SI:88 Formula:C18H34O2 CAS:112-80-1 MolWeight:282 RetIndex:2175

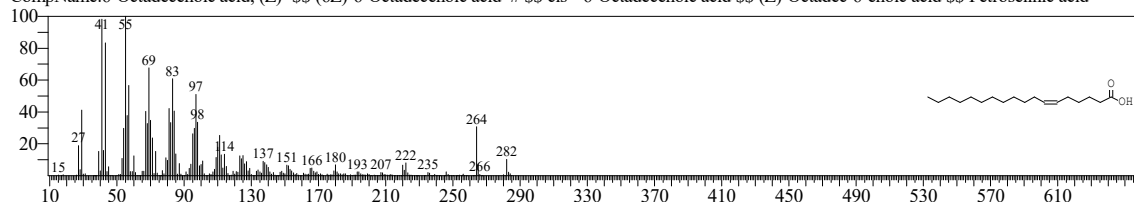
CompName:Oleic Acid \$\$ 9-Octadecenoic acid (Z)- \$\$.DELTA.9-cis-Oleic acid \$\$ cis-Oleic Acid \$\$ cis-9-Octadecenoic Acid \$\$ Emersol 211 \$\$ Emersol



Hit#4 Entry:142103 Library:NIST20M1.lib

SI:88 Formula:C18H34O2 CAS:593-39-5 MolWeight:282 RetIndex:2175

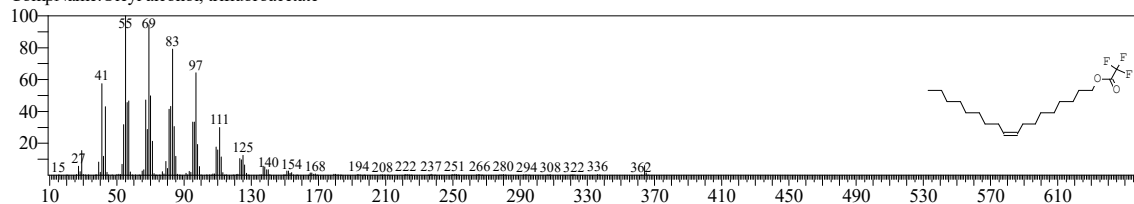
CompName:6-Octadecenoic acid, (Z)- \$\$ (6Z)-6-Octadecenoic acid # \$\$ cis- -6-Octadecenoic acid \$\$ (Z)-Octadec-6-enoic acid \$\$ Petroselinic acid



Hit#5 Entry:233277 Library:NIST20M1.lib

SI:87 Formula:C20H35F3O2 CAS:0-00-0 MolWeight:364 RetIndex:2019

CompName:Oleyl alcohol, trifluoroacetate



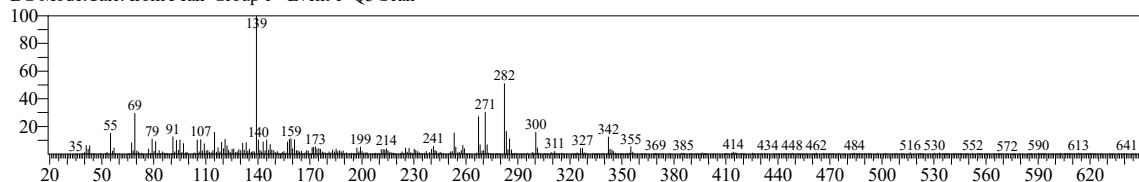
TNAU

<< Target >>

Line#:9 R.Time:45.590(Scan#:8119) MassPeaks:440

RawMode:Averaged 45.585-45.595(8118-8120) BasePeak:139.10(5481)

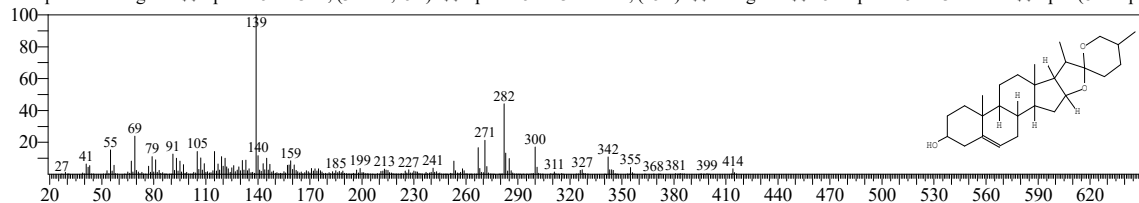
BG Mode:Calc. from Peak Group 1 - Event 1 Q3 Scan



Hit#:1 Entry:8297 Library:NIST20M2.lib

SI:91 Formula:C27H42O3 CAS:512-04-9 MolWeight:414 RetIndex:2844

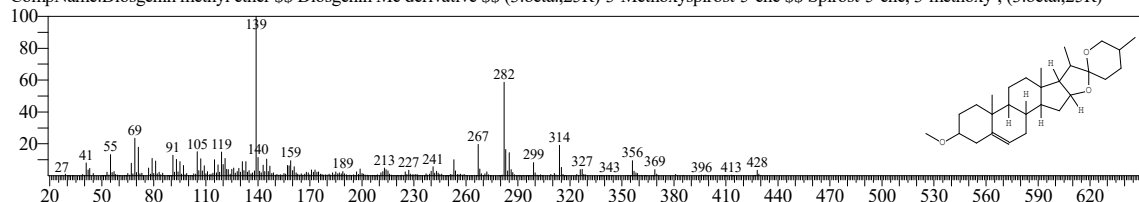
CompName:Diosgenin \$\$ Spirost-5-en-3-ol, (3.beta.,25R)- \$\$ Spirost-5-en-3.beta.-ol, (25R)- \$\$ Nitrogenin \$\$ 25D-spirost-5-en-3.beta.-ol \$\$ Spiro(8H-nap



Hit#:2 Entry:14852 Library:NIST20M2.lib

SI:81 Formula:C28H44O3 CAS:116292-24-1 MolWeight:428 RetIndex:2793

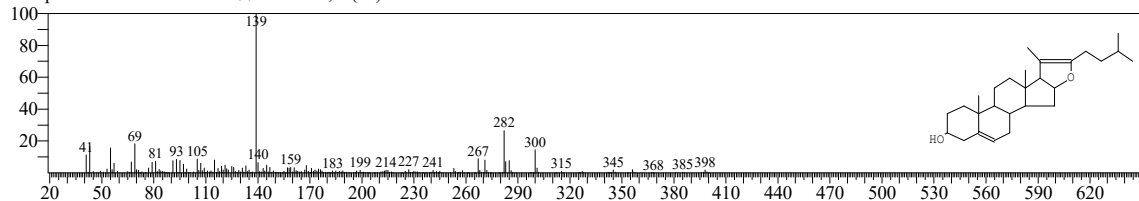
CompName:Diosgenin methyl ether \$\$ Diosgenin Me derivative \$\$ (3.beta.,25R)-3-Methoxyspirost-5-ene \$\$ Spirost-5-ene, 3-methoxy-, (3.beta.,25R)-



Hit#:3 Entry:41561 Library:NIST20R.lib

SI:80 Formula:C27H42O2 CAS:32277-73-9 MolWeight:398 RetIndex:2713

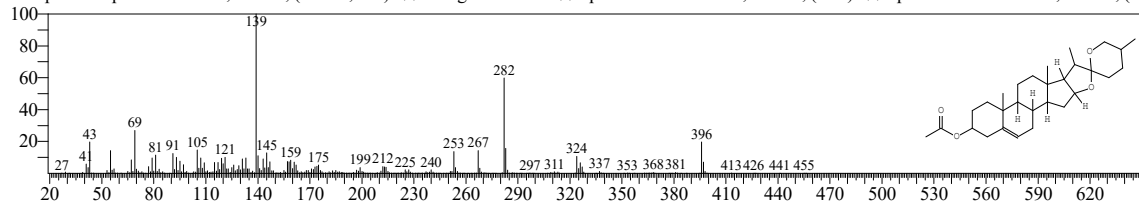
CompName:Des-N-solasodine \$\$ Furosta-5,20(22)-dien-3-ol #



Hit#:4 Entry:24878 Library:NIST20M2.lib

SI:78 Formula:C29H44O4 CAS:1061-54-7 MolWeight:456 RetIndex:2984

CompName:Spirost-5-en-3-ol, acetate, (3.beta.,25R)- \$\$ Diosgenin acetate \$\$ Spirost-5-en-3.beta.-ol, acetate, (25R)- \$\$ Spirost-5-en-3.beta.-ol, acetate, (25R)-



Hit#:5 Entry:42677 Library:NIST20R.lib

SI:74 Formula:C29H44O4 CAS:1180-12-7 MolWeight:456 RetIndex:2984

CompName:Neodiosgenin (3.beta.,25S) acetate \$\$ Spirost-5-en-3-ol, 3-acetate, (3.beta.,25S)- \$\$ Spirost-5-en-3-ol, acetate, (3.beta.,25S)- \$\$ Spirost-5-en-3-

